









Fruit		Total
apples		5
bananas		4
oranges		3
pears		6
plums		7
grapes		5

Apples: total should be 7

Bananas: one more symbol is needed

Oranges: one too many symbols drawn

Pears: correct

True or false?

3 more children chose apples than pears. **True**

12 children chose bananas and oranges altogether. **False**



Children choose a simple symbol, e.g. circle or square. They draw the correct number in each column. The symbols should be consistent in size and lined up neatly. They complete the key at the bottom. They write four sentences about the data. These could include:

The most popular fruit is bananas.

Fewest children voted for plums.

The same number of children voted for pears and grapes.

One more child chose oranges than plums.

